

[54] AIRCRAFT

[76] Inventor: Terry J. Wolfe, 3709 Hyde Park Ave., Cincinnati, Ohio 45209

[**] Term: 14 Years

[21] Appl. No.: 424,840

[22] Filed: Oct. 20, 1989

[52] U.S. Cl. D12/325; D12/319

[58] Field of Search D12/319, 320, 325, 326;
244/23 C, 15, 12.1, 12.2

[56] References Cited

U.S. PATENT DOCUMENTS

2,935,275	5/1960	Grayson	244/23 C
3,062,482	11/1962	Frost	244/15
4,457,476	7/1984	Andresevit	244/23 C
4,824,048	4/1989	Kim	244/23 C

Primary Examiner—Kay H. Chin

Attorney, Agent, or Firm—Frost & Jacobs

[57] CLAIM

The ornamental design for an aircraft, as shown and described.

DESCRIPTION

FIG. 1 is a left side elevational view of an aircraft showing my new design, the right side view being a mirror image of that shown;

FIG. 2 is a rear elevational view thereof;

FIG. 3 is a front elevational view thereof;

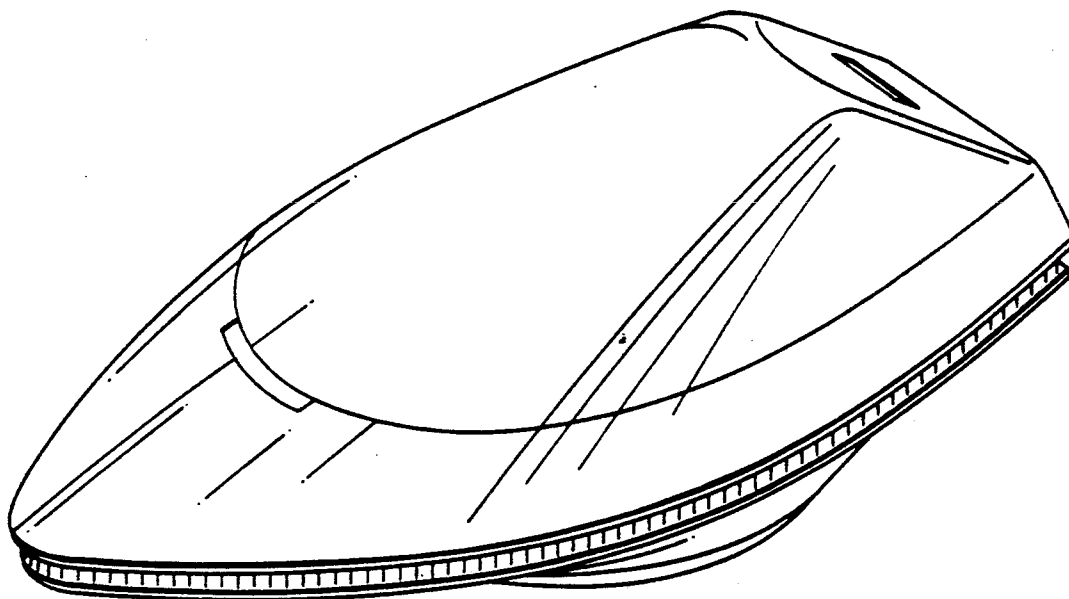
FIG. 4 is a top plan view thereof;

FIG. 5 is a bottom plan view thereof;

FIG. 6 is a left side elevational view of a second embodiment of the aircraft, the right side elevational view being a mirror image of that shown;

FIG. 7 is a front and top perspective view of FIG. 1; and

FIG. 8 is a rear and bottom perspective view of FIG. 1; The top and bottom of the second embodiment being the same as the first embodiment shown in FIGS. 4 and 5.



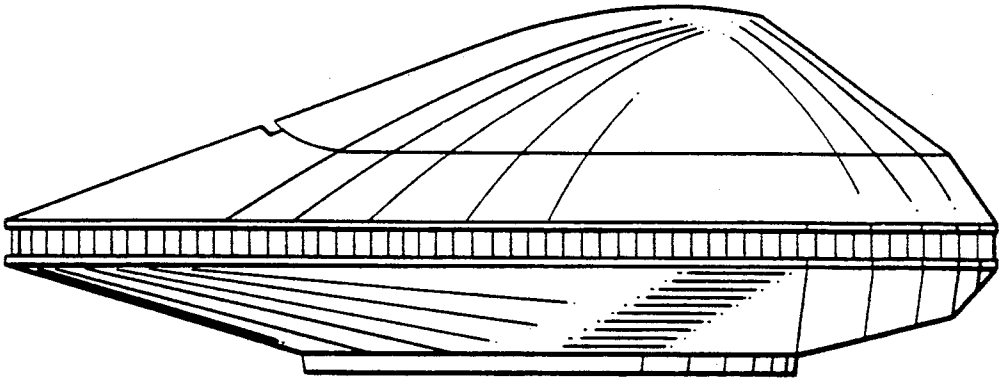


FIG. 1

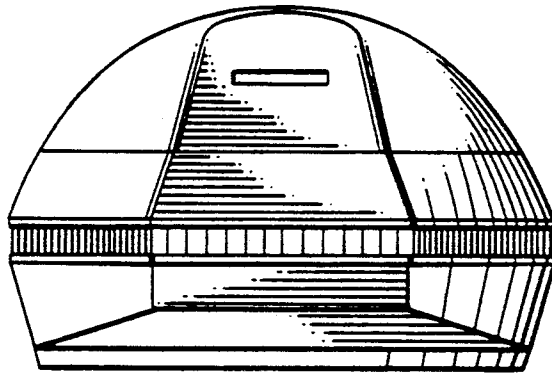


FIG. 2

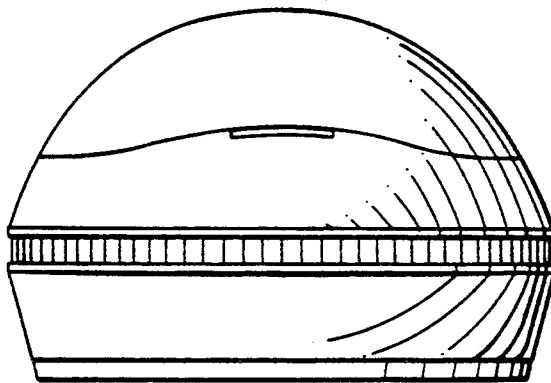


FIG. 3

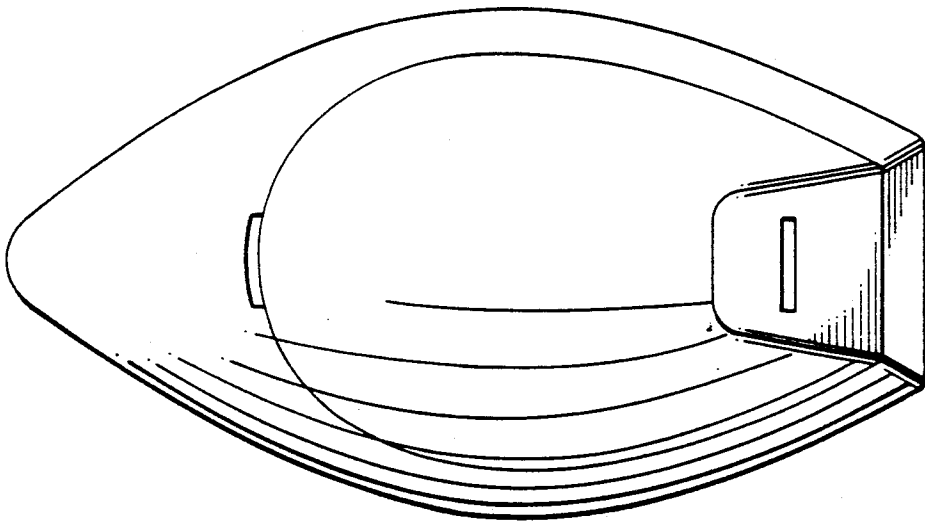


FIG. 4

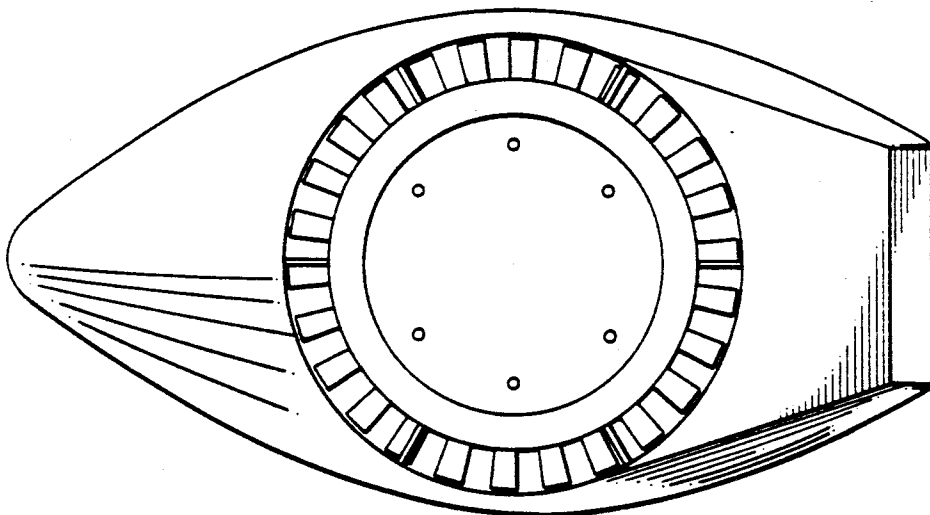


FIG. 5

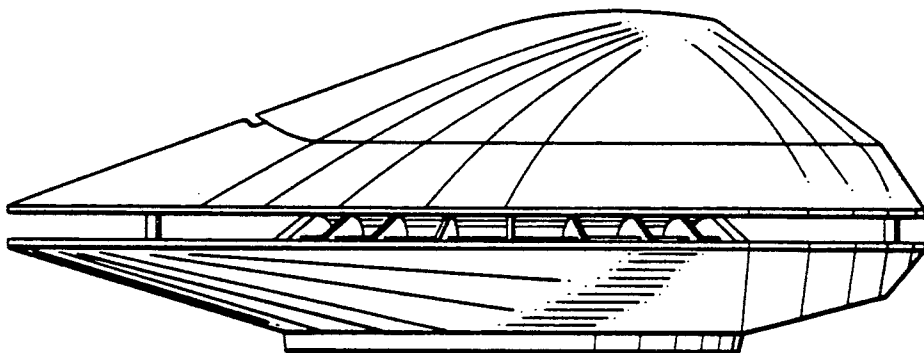


FIG. 6

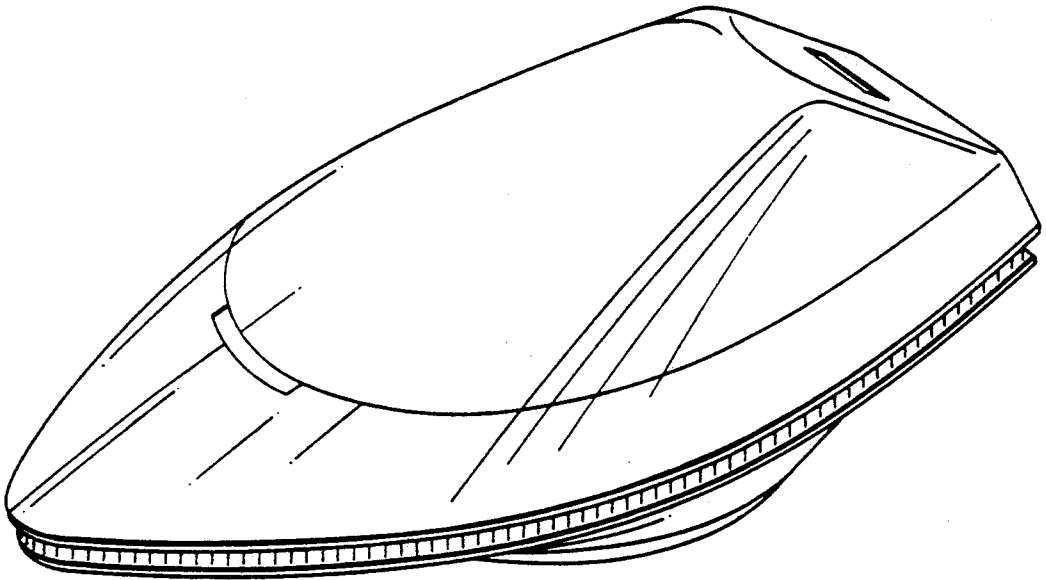


FIG. 7

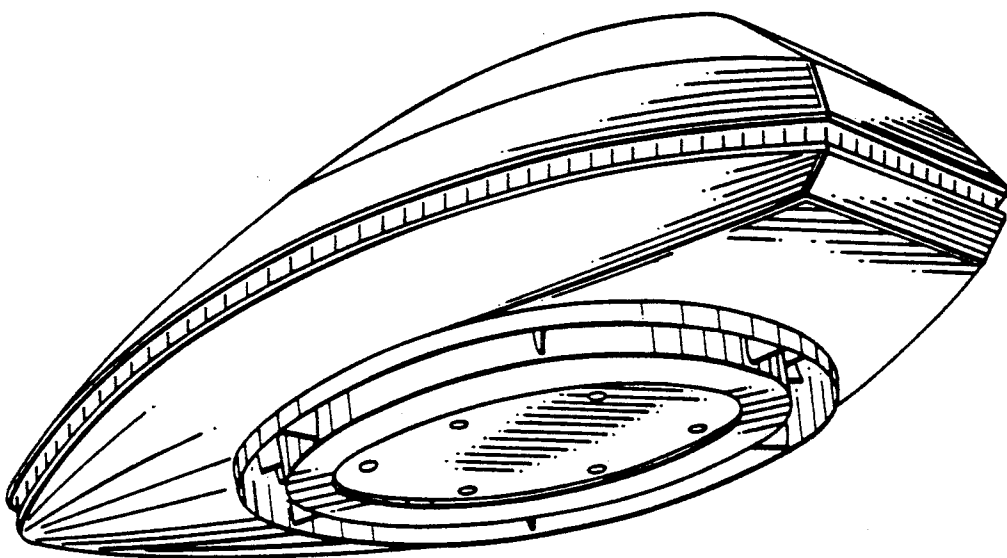


FIG. 8